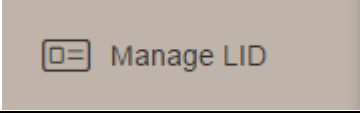

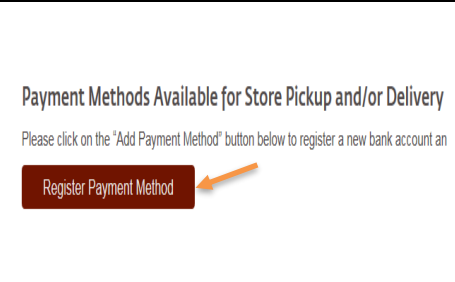
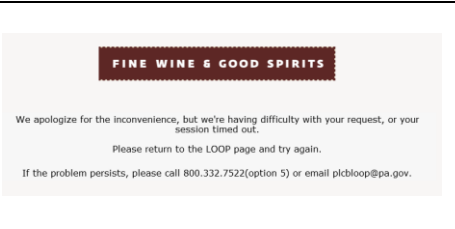
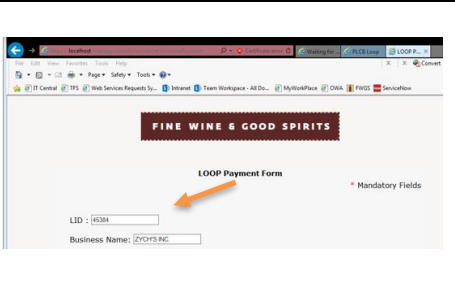
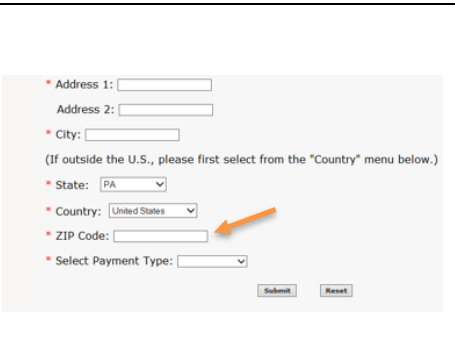
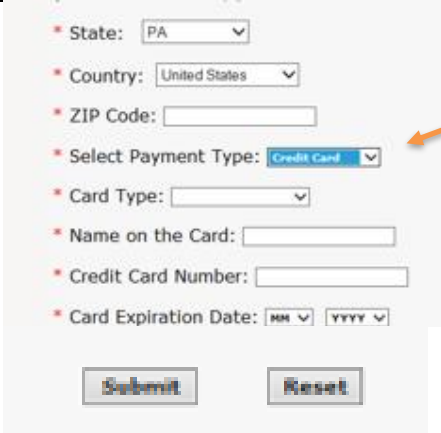
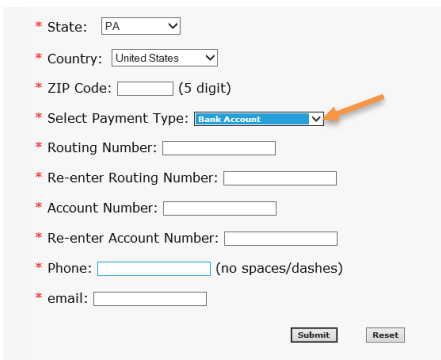
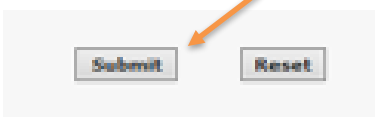



LOOP 2.9 | Payment Registration

| | | |
|---|---|---|
| 1 | Click Manage LID on the left side of the Dashboard. |  |
| 2 | Verify the correct LID is displayed at the top of the screen. |  |
| 3 | Click Register Payment Method in the Payment Methods Available for Store Pickup and/or Delivery section. Note: You will be logged out and taken to a secure payment site. You will need to log back into LOOP after adding your payment method(s). |  |
| | If you receive an error message like this, refresh the page from your address bar to get to the payment form. |  |
| 4 | Verify the correct LID is displayed at the top of the screen in the new popup window. If incorrect, close the current browser page and return to LOOP and log on. Repeat Steps 1-4. If correct, move to step 5. |  |
| 5 | Enter your address information, enter your ZIP Code and select the appropriate payment type from the dropdown box by Select Payment Type (Credit Card or Bank Account). |  |

| | | |
|-----------|---|--|
| <p>6</p> | <p>If credit card is selected as the payment type, enter the required credit card information and proceed to Step 8.</p> |  <p>A screenshot of a payment form. The 'Select Payment Type' dropdown menu is open, and 'Credit Card' is selected. An orange arrow points to this dropdown. Other fields include State (PA), Country (United States), ZIP Code, Card Type, Name on the Card, Credit Card Number, and Card Expiration Date (MM and YYYY). There are 'Submit' and 'Reset' buttons at the bottom.</p> |
| <p>7</p> | <p>If bank account is selected as the payment type, enter the required bank account information and proceed to Step 8. Phone number should be entered as numbers only, no dashes or parenthesis. Typing extra characters will cause registration to fail. Email must be valid. Note: It may take 3 to 5 for the payment account to be authorized and available to pay for orders placed in LOOP.</p> |  <p>A screenshot of a payment form. The 'Select Payment Type' dropdown menu is open, and 'Bank Account' is selected. An orange arrow points to this dropdown. Other fields include State (PA), Country (United States), ZIP Code (5 digit), Routing Number, Re-enter Routing Number, Account Number, Re-enter Account Number, Phone (no spaces/dashes), and email. There are 'Submit' and 'Reset' buttons at the bottom.</p> |
| <p>8</p> | <p>Select Submit.</p> |  <p>A close-up of the 'Submit' and 'Reset' buttons. An orange arrow points to the 'Submit' button.</p> |
| <p>9</p> | <p>Select Another Payment to add another payment method.</p> |  <p>A screenshot showing a text instruction: 'To add another payment method, select "Another Payment." Otherwise, you may close this page to return to the LOOP sign in page.' Below the text is a button labeled 'Another Payment'. An orange arrow points to this button.</p> |
| <p>10</p> | <p>Close this page to return to the LOOP sign-in page.</p> | |